

# Create a habitat! [www.stonielionpuppets.org](http://www.stonielionpuppets.org)

materials: glue, paper plate, popsicle stick

tools: scissors, colors

Step One - color and cut out the fish below. These fish can be found in the waters of Kansas and Missouri!

Step Two - design and color a habitat on your paper plate for the fish. Do they live in a river, lake, wetland, or stream?

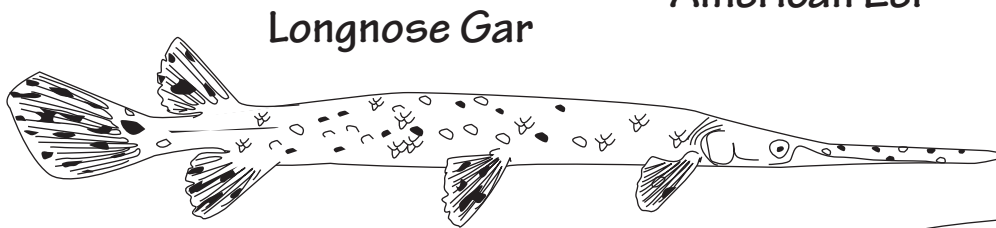
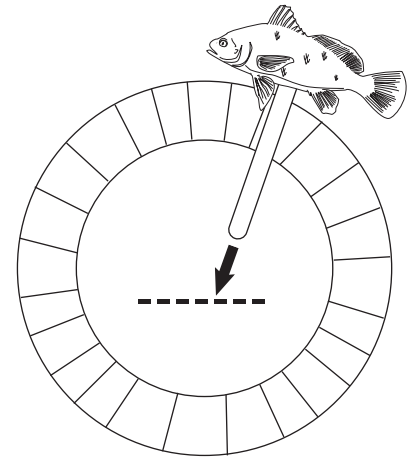
Step Three - create a fish puppet by gluing a fish to the end of a popsicle stick.

Step Four - cut a slit into the paper plate and slide the popsicle stick through.

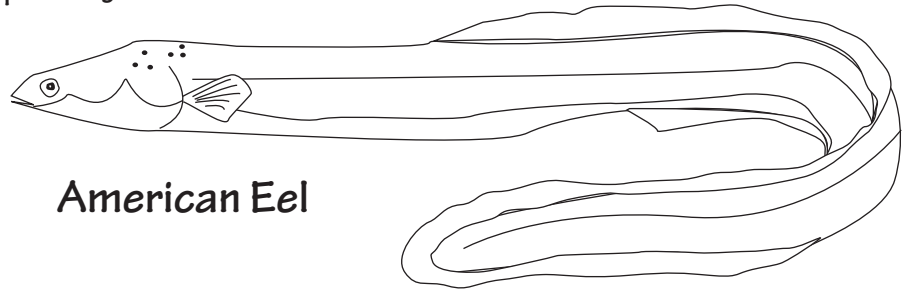
Now you have created a wonderful habitat for the fish to swim in - have fun!

Fun tip: explore creating different habitats for the fish!


For more fun projects, visit [www.stonielionpuppets.org](http://www.stonielionpuppets.org)



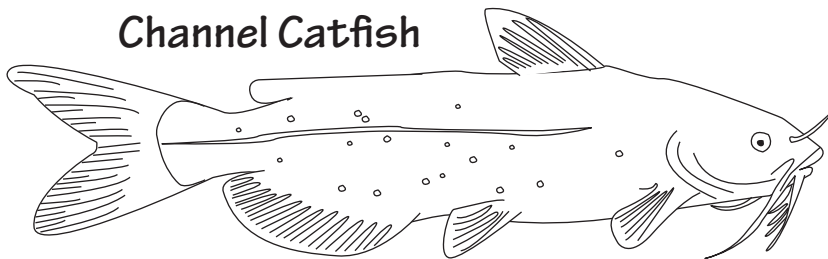
Longnose Gar




American Eel



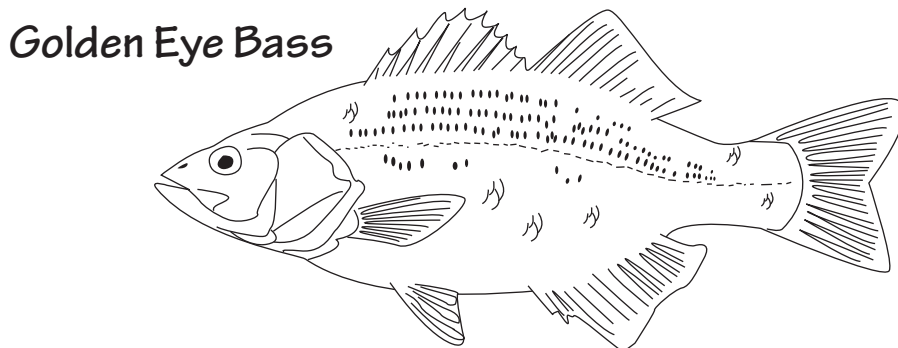
Bowfin



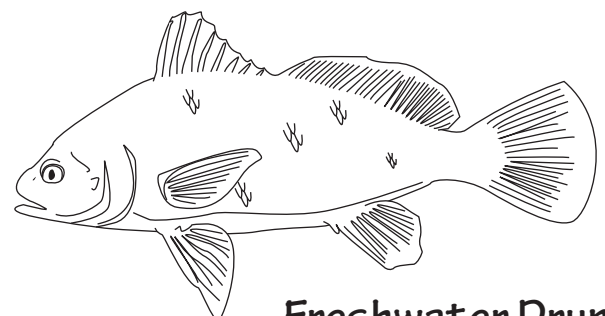
Channel Catfish



Gizzard Shad



Golden Eye Bass



Freshwater Drum